

Fastfit Sling Range

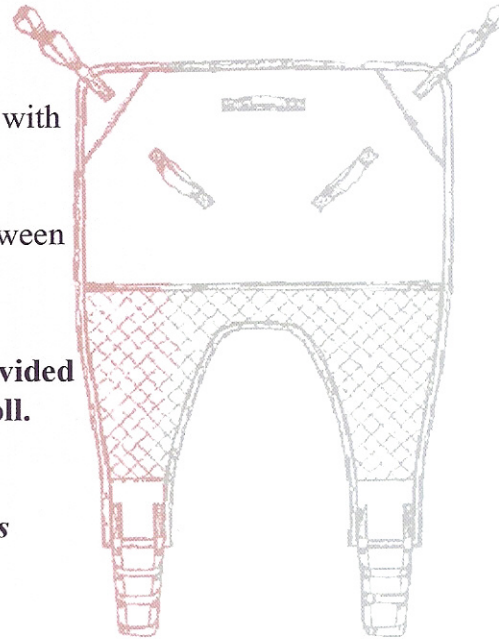
Fastfit Sling Range

This sling is one of the most popular slings on the market with varying names from different hoist manufacturers such as Easifit, Quickfit etc.

The fastfit sling is a divided leg sling that can be used between the legs or in a hammocked position.

If a head support is required a square style will be provided as standard. This can be rolled down to form a neck roll. An arched, boned head support is also available.

See Page 9 for Head Support Codes & additional options available for this sling.



Description

Product Code

Fastfit - standard (no padding)

Poly **Mesh**

001

002

Fastfit with Padded Legs

1PL

2PL

See Page 9 for Head Support Codes & additional options available for this sling.

Sizes Available: XXXS, XXS, XS, S, M, L, XL & XXL

**Distributed by: J.W. Westman Inc.
Mississauga, ON
1-800-387-8204**

Dress/Toileting Sling Range


Arms outside of the sling



Arms inside of the sling



Dress Sling with additional Posterior Support



Dress/Toileting Slings

The Silvalea Dress Slings are fully padded and are available with or without underarm Padded Rolls.

Both designs of slings are widely used for the convenience of toileting and dressing a client, however caution should be taken if the client has no upper body strength as considerable pressure can cause problems under the arms. If the sling is not fitted correctly the client is at risk of slipping through the sling.

The **Silvalea Universal Dress/Toileting Sling** shown on **Page 6** with the padded roll can be used as follows:

When first hoisting your client their arms need to be over the sling. Once you have raised your client, re-tighten the waist support & 'clunk-click'. The **Silvalea Universal Dress/Toileting Sling** allows for the arms to be taken inside of the sling if required (*See Page 6*) If however the client has less upper body support we would recommend the application of the **Posterior Support**. This gives added support when transferring your client. When toileting, you can move the posterior sling either forward behind the knee or backwards to gain access. Once toileting has been carried out the posterior sling can be repositioned, and the transfer can be continued.

Description

Product Code

Silvalea Universal Dress Sling - Padded Roll
Posterior Support

Poly	Mesh
9PR	10PR
9BS	

Sizes: XXXS, XXS, XS, S, M, L, XL & XXL

Boned & Padded Head Supports are available for this sling - See Page 9 for codes and additional options available.

Please see High Easy Sling Range on Page 12 for slings requiring keyhole (stud) fixings.

Standard Dress/Toileting Sling

Similar to the above sling but without underarm Padded Roll.

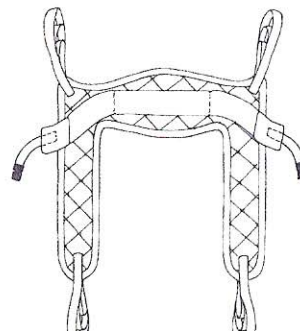
Description

Product Code

Basic Dress Sling

Poly	Mesh
009	010

See Page 9 for Head Supports & Options available for this sling.



Distributed by: J.W. Westman Inc.
Mississauga, ON
1-800-387-8204